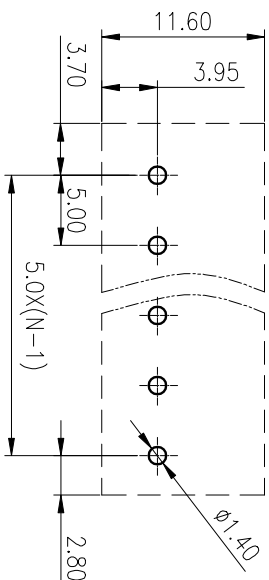
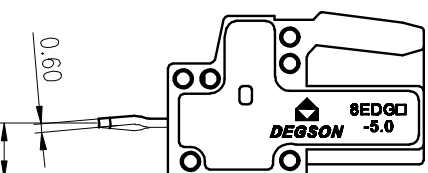


公差等级/General	Tolerances(mm)															公差等级/General	
0	>3	>6	>10	>18	>30	>50	>80	>120	>180	>280	>315	>400	>500	>630	>800	>1000	0.1/1/10
~	~	~	~	~	~	~	~	~	~	~	~	~	~	~	~	~	±Z
±0.12	±0.18	±0.22	±0.26	±0.31	±0.37	±0.57	±0.80	±0.93	±1.05	±1.15	±1.60	±2.20	±2.50	±3.15	±4.00	±5.00	±Z

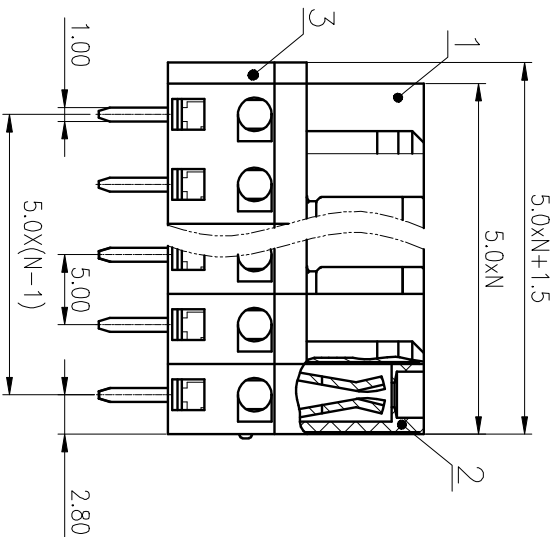
Bending the pin-header
after assembling



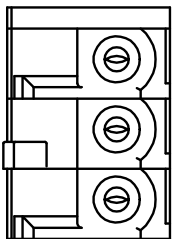
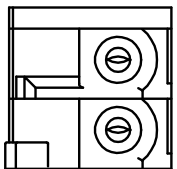
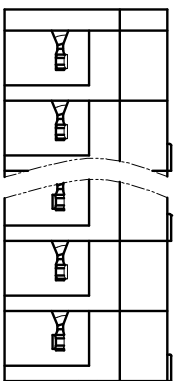
PCB LAYOUT



4	Clamp	Copper alloy	Sn plated
3	Cover	PA66	UL94V-0
2	Housing2	PA66	UL94V-0
1	Housing1	PA66	UL94V-0
ITEM	NAME OF PART	MATERIAL	NOTES
UL 标准 /UL Standard:	B	C	D
额定电压/电涌/Rated Voltage(V)/Current(A)	300/15	/	300/10
IEC 标准 /IEC Standard:			
过压类别 /Overvoltage Category/污秽等级 /Pollution Degree	III/3	III/2	II/2
额定电压/电涌/Rated Voltage(V)/Current(A)	320/20	/	/
使用浪涌电压 /Rate Impulse Voltage(KV)	4.0	/	/
线径范围(硬线和软线) /Wire Range(rigid and flexible)(mm² /AWG)	/	/	/
间距/Pitch(mm)/线数范围/Poles	5.0/N=02~24P		
剥线长度/Stripping length(mm)	6~7		
使用温度范围 /Operating Temperature(°C)	-40~+105		
符合RoHS环保要求 /Conform to RoHS	Yes		
标准颜色编号 /Standard color number:			
PANTONE /RAL		PANTONE 428C	



The first pin will
bulge to the left



MATERIAL: /

MAT NO.: /

STATUS: /

APPD: /

CHKD: /

NAME: **DEGSON® NINGBO DEGSON ELECTRICAL CO., LTD**
宁波高松电子有限公司

8EDGD-5.0-XXP-11-01A(H)

DRAWING NO.: 8EDGD-5.0-C02

TYPE: CUSTOMER DRAWING

SURFACE: /

PANTONE /RAL

SCALE: 2:1

SHEET

REV

1/1

REV

ECN

DESCRIPTION

DRAFT

DATE

SIZE: A4

mm

inch

TYPE: CUSTOMER DRAWING

SCALE: 2:1

SHEET

REV

1/1